

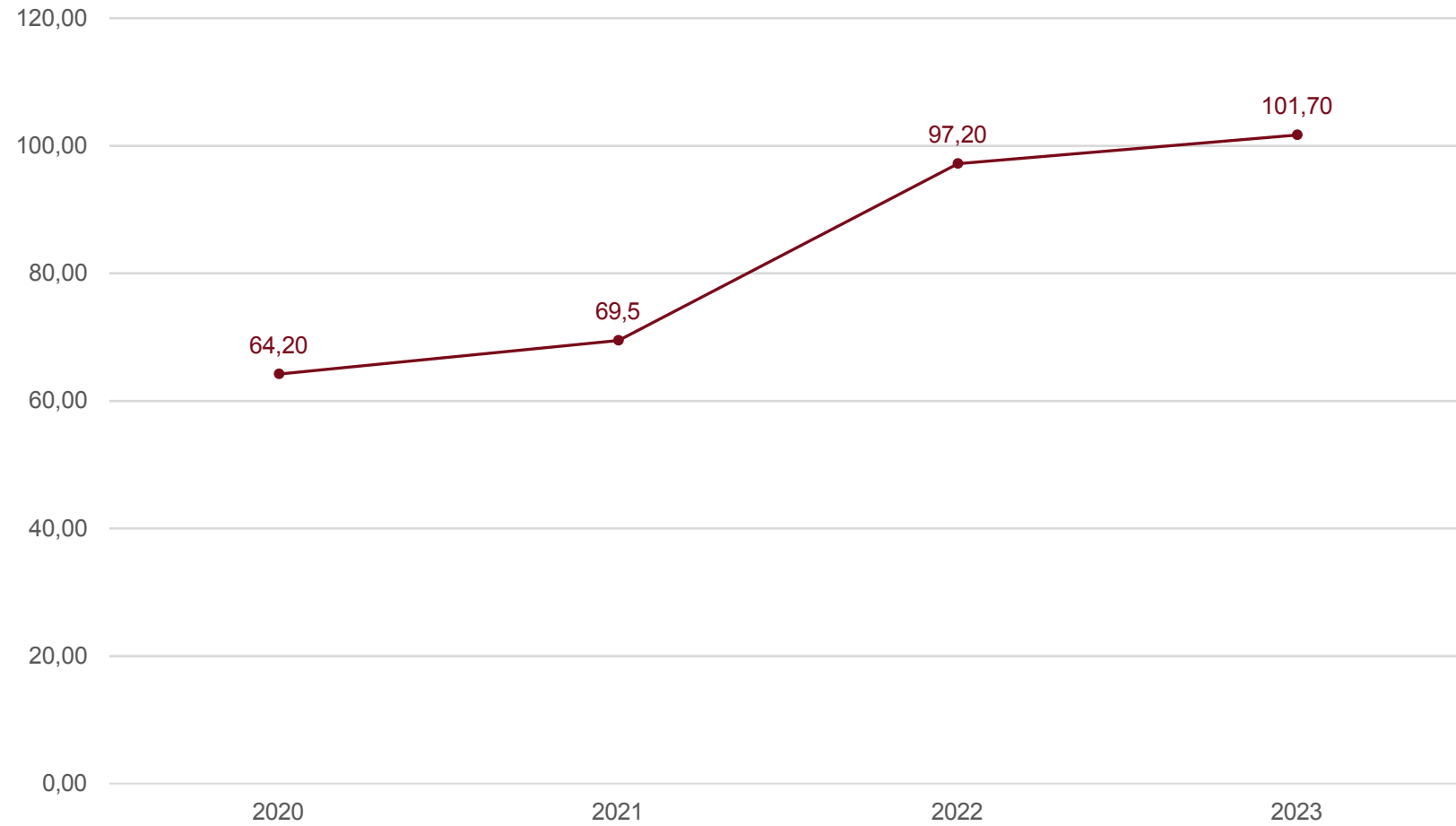
AIT BALANCE SHEET PRESS CONFERENCE

2024



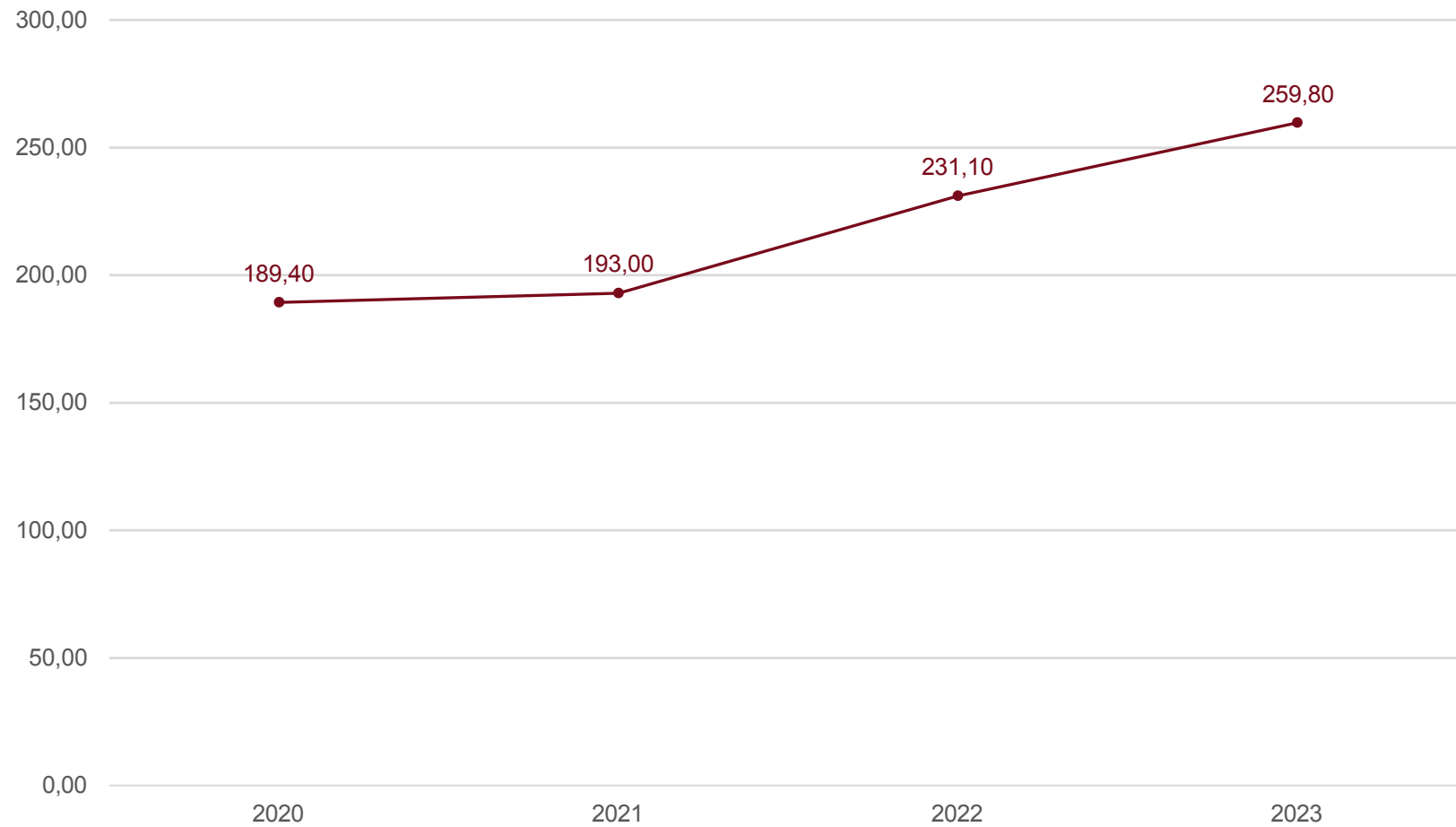
INCOMING ORDERS

in EUR million



ORDER STATUS

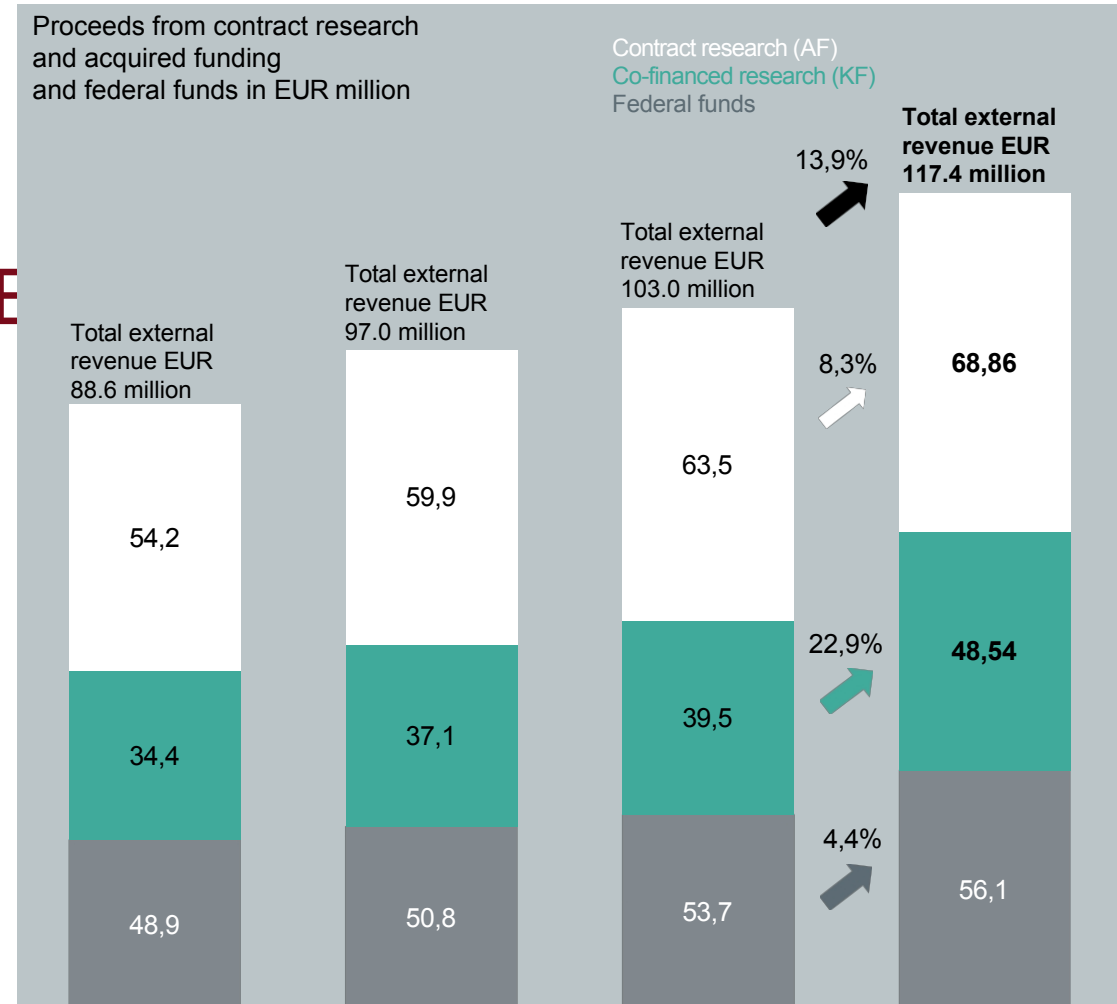
in EUR million



OPERATING PERFORMANCE EXTERNAL REVENUES AND FEDERAL FUNDS 2023

**TOTAL EXTERNAL REVENUE
EUR 117.4 MILLION EUR
(+13.9%)**

**FEDERAL
56.1 MIO. EUR (+4.4%)**



2020

2021

2022

2023

G&V DEVELOPMENT 2020 - 2023

G&V short 2020 - 2023	2020 KEUR	2021 KEUR	2022 KEUR	2023 TEUR
Operating performance	161.251	171.790	182.953	199.747
Concerning expenditure	-158.801	-166.186	-177.828	-196.270
Operating success	2.449	5.604	5.125	3.477
Financial performance	283	229	-1.475	2.108
Earnings before taxes	2.732	5.833	3.650	5.585
Taxes on income	-444	-649	-578	-689
Annual result	2.288	5.184	3.072	4.896
Allocation of retained earnings	0	0	0	-1.500
Net income after movement in reserves	2.288	5.184	3.072	3.396

SCIENTIFIC & PERFORMANCE INDICATOR 2023

Scientific & Performance Indicators	2023	2022
Publications in scientific ref. journals	366	314
of which publications in scientific ref. journals with SCI/SCIE/SSCI	257	new indicator
Percentage of Q1 publications in ref. journals with SCI/SCIE/SSCI	85,7 %	new indicator
Publications at conferences (with review process)	331	299
Invited Lectures	176	326
of which Invited Lectures at scientific conferences or institutions	49	new indicator
thereof Invited Lectures for industry or public institutions	127	new indicator
Patents granted (patent families)	43 (19)	82 (24)
Patents filed	26	36
Certification and standardisation - Chair, Co-Chair of a committee	20	new indicator
Certification and standardisation - Member of committee	188	new indicator
Number of doctoral students	166	162